

CATALOGO **PORTE BLINDATE**

Ermetika

QUALITA' E SICUREZZA SENZA COMPROMESSI

INDICE

STRUTTURE

BASIC	P. 6
SECUR	P. 8
SOLID	P. 10
BASIC - DUE ANTE	P. 12
FIRE 30	P. 14
FIRE 60	P. 15
FIRE 90	P. 16

PANNELLI

PANNELLI IMPIALLACCIATI	P. 20
PANNELLI LAMINATI	P. 22
PANNELLI LAMINATI APTICA / ERMETIKA	P. 24
PANNELLI LEGNO PANTOGRAFATO	P. 27
PANNELLO DI ALLUMINIO	P. 31
PANNELLI IN ABS LACCATI	P. 35
PANNELLI PANTOGRAFATI PVC	P. 37
LINEA ÉLITE	P. 42

LE PORTE BLINDATE

SPECIAL C	P. 46
C 98	P. 50
SOLID C	P. 54
SPECIAL C 2A	P. 58
SVETRATE	P. 62
FILOMURO	P. 66

SOLUZIONI SPECIALI

FINISTRATURE	P. 70
SOPRALUCE E FIANCHILUCE	P. 72
SERRATURE MOTORIZZATE	P. 74
FINITURE TELAI E PROFILI PERIMETRALI	P. 75
SOLUZIONI DI RIVESTIMENTO INTERNO	P. 76
SEZIONE TECNICA	P. 77

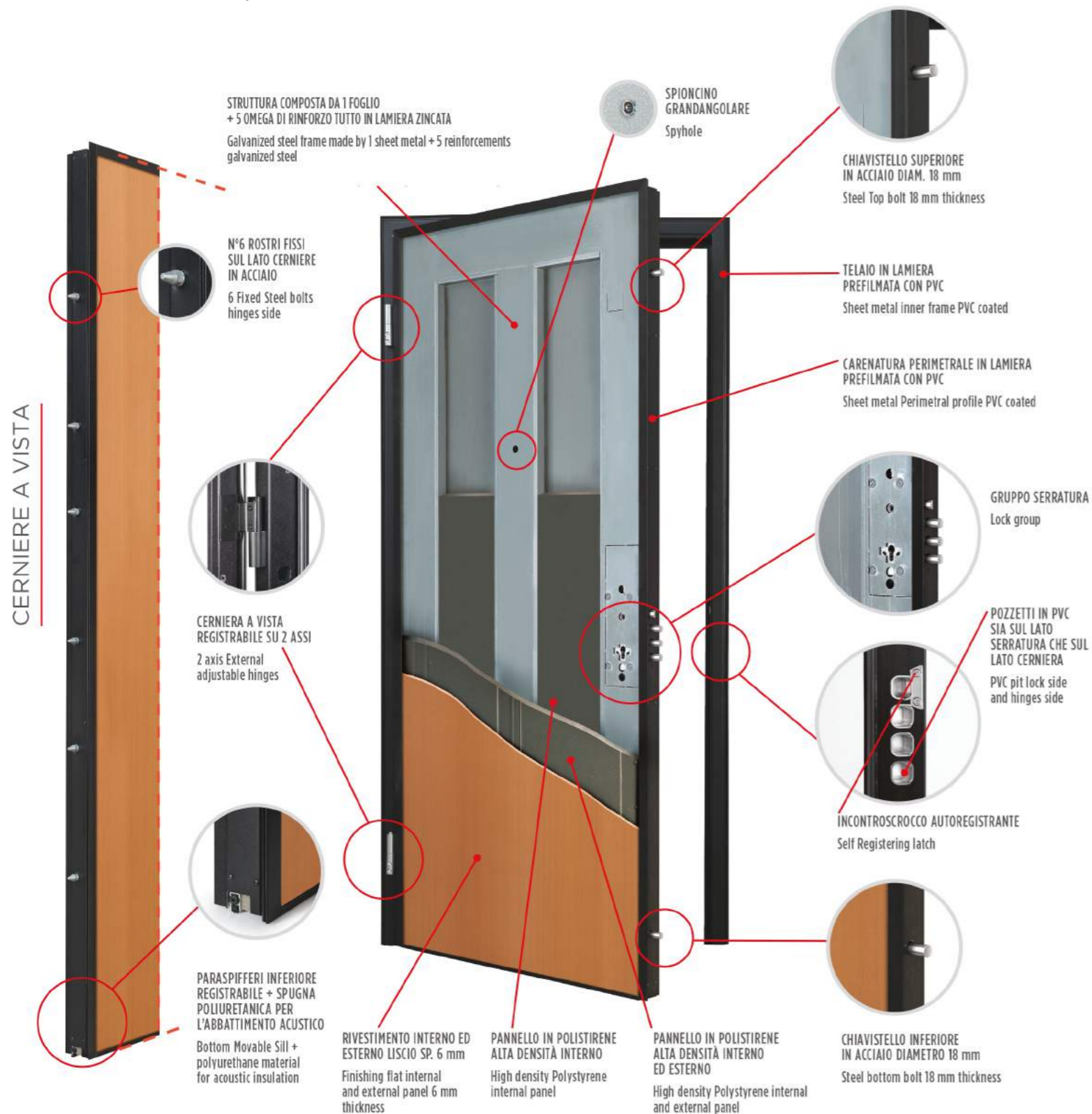
/

STRUTTURE

/

COLLEZIONE BASIC

CLASSE 3 di antieffrazione UNI-EN 1627 / Anti Burglary
TRASMITTANZA TERMICA - 1,3 W/(m2.K) / Thermic conduction
ABBATTIMENTO ACUSTICO - 34 dB / Acoustic performance



VERSIONI

Versions

SPECIAL C

CILINDRO EUROPEO
European Cylinder profile

SPECIAL CS

DOPPIO CILINDRO EUROPEO CON BLOCCO
Double European Cylinder profile with security lock

REALIZZABILE CON CERNIERE A SCOMPARSA

SISTEMA BREVETTATO
Registered patented system

CERNIERA A SCOMPARSA ABSOLUTE
ABSOLUTE invisible hinge

MISURE STANDARD

Standard Measures

Larghezza / Width
cm 80 - 85 - 90

Altezza / Height
cm 210 - 200

FUORI MISURA REALIZZABILI

Possible out of standard

Larghezza / Width
da cm 50 a cm 110
from 50 cm to 110 cm

Altezza / Height
da cm 180 a cm 250
from 180 cm to 250 cm


MANIGLIERIA DI SERIE

Standard Handles


ALLUMINIO BRONZATO
Bronze aluminium




ARGENTO
Silver



OTTONE
Brass




CROMO SATINATO
Matt chrome



CROMO LUCIDO
Bright chrome



CROMO SATINATO
Matt chrome

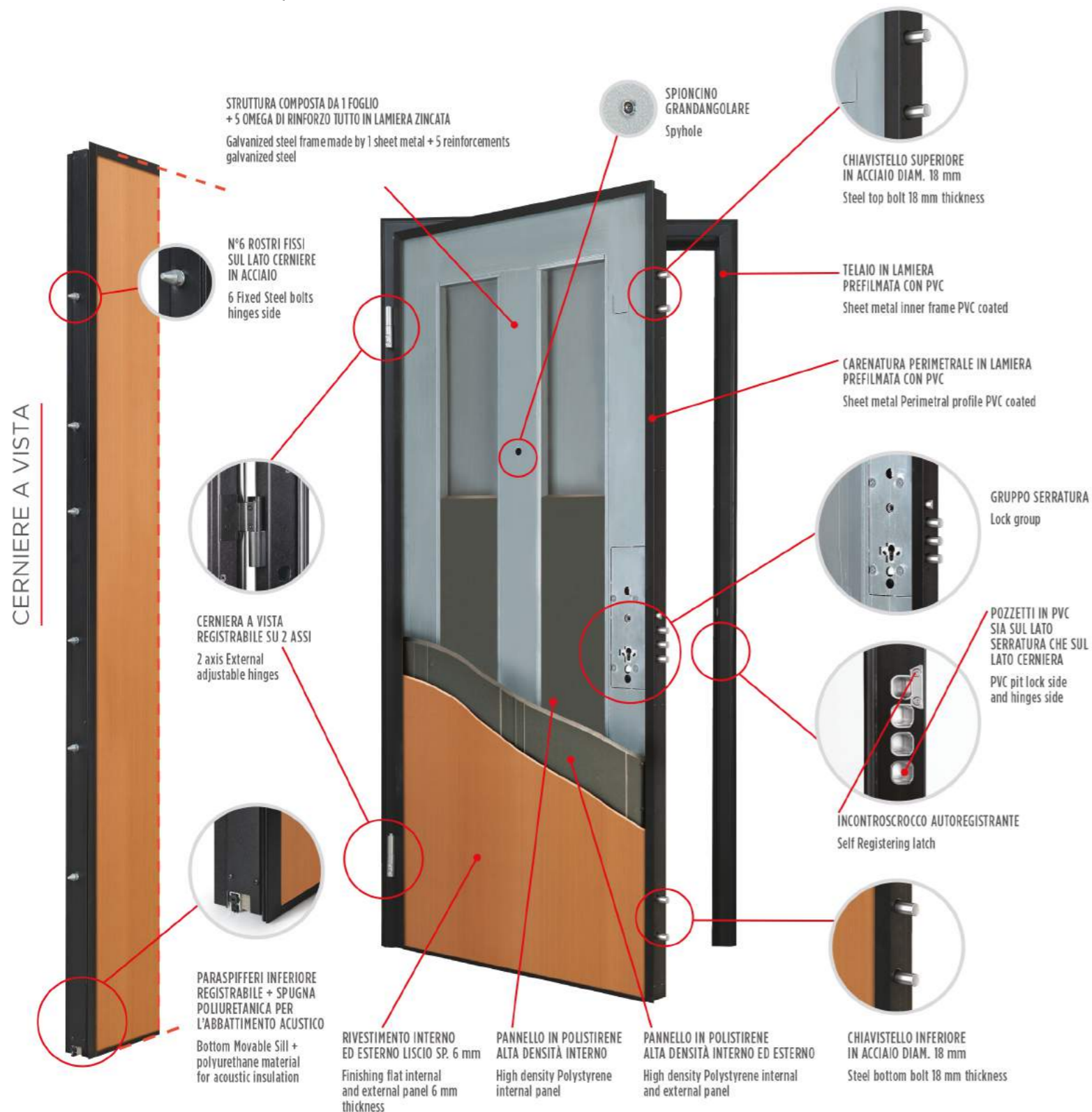


MANIGLIONI
Fixed handle



COLLEZIONE SECUR

CLASSE 3 di antieffrazione UNI-EN 1627 / Anti Burglary
TRASMITTANZA TERMICA - 1,3 W/(m2.K) / Thermic conduction
ABBATTIMENTO ACUSTICO - 34 dB / Acoustic performance

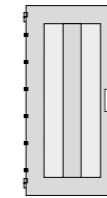


C 98



CILINDRO EUROPEO CON DOPPIO DEVIATORE INFERIORE E SUPERIORE (CAMBIO FACILE CISA)

European Cylinder with double top and bottom bolts



MISURE STANDARD

Standard Measures

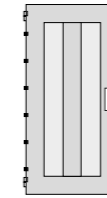
Larghezza / Width
cm 80 - 85 - 90

Altezza / Height
cm 210 - 200

C 98 S



CILINDRO EUROPEO + CILINDRO DI SERVIZIO
European Cylinder profile + Service cylinder



FUORI MISURA REALIZZABILI

Possible out of standard

Larghezza / Width
da cm 50 a cm 110
from 50 cm to 110 cm

Altezza / Height
da cm 180 a cm 250
from 180 cm to 250 cm

REALIZZABILE CON CERNIERE A SCOMPARSA



SISTEMA BREVETTATO

Registered patented system

CERNIERA A SCOMPARSA ABSOLUTE
ABSOLUTE invisible hinge

MANIGLIERIA DI SERIE

Standard Handles


ALLUMINIO BRONZATO
Bronze aluminium




ARGENTO
Silver



OTTONE
Brass




CROMO SATINATO
Matt chrome




CROMO LUCIDO
Bright chrome



CROMO SATINATO
Matt chrome

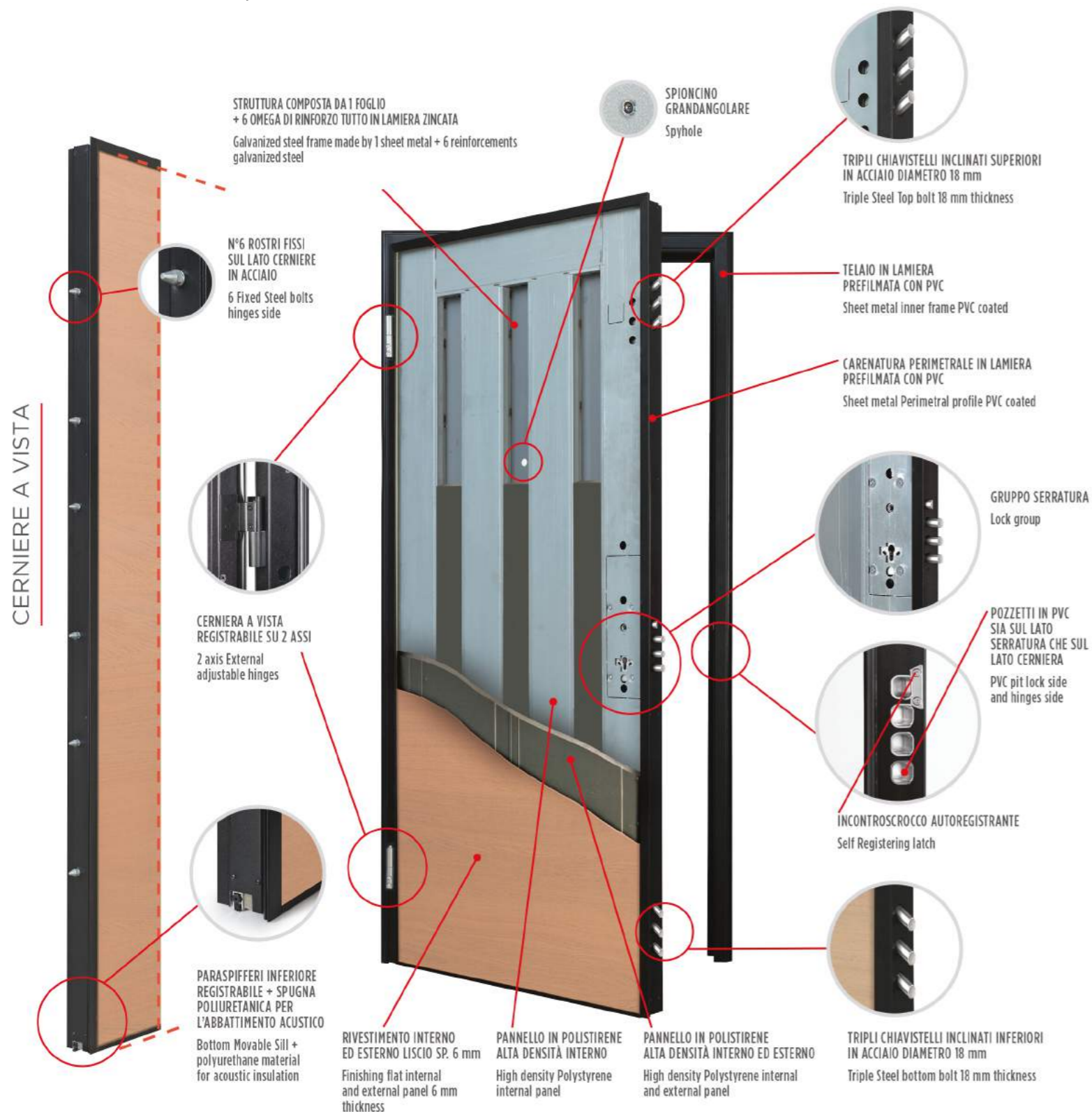


MANIGLIONI
Fixed handle



COLLEZIONE
SOLID

CLASSE 4 di antieffrazione UNI-EN 1627 / Anti Burglary
TRASMITTANZA TERMICA - 1,8 W/(m2.K) / Thermic conduction
ABBATTIMENTO ACUSTICO - 34 dB / Acoustic performance



VERSIONI

Versions

SOLID C

CILINDRO EUROPEO
European Cylinder profile

SOLID CS

DOPPIO CILINDRO EUROPEO CON BLOCCO
Double European Cylinder profile with security lock

REALIZZABILE CON CERNIERE A SCOMPARSA

SISTEMA BREVETTATO
Registered patented system

CERNIERA A SCOMPARSA ABSOLUTE
ABSOLUTE invisible hinge

MISURE STANDARD

Standard Measures

Larghezza / Width
cm 80 - 85 - 90

Altezza / Height
cm 210 - 200

FUORI MISURA REALIZZABILI

Possible out of standard

Larghezza / Width
da cm 50 a cm 110
from 50 cm to 110 cm

Altezza / Height
da cm 180 a cm 250
from 180 cm to 250 cm


MANIGLIERIA DI SERIE

Standard Handles

ALLUMINIO BRONZATO
Bronze aluminium




ARGENTO
Silver




MANIGLIERIA OPTIONAL

Optional handles

OTTONE
Brass




CROMO SATINATO
Matt chrome




CROMO LUCIDO
Bright chrome



CROMO SATINATO
Matt chrome

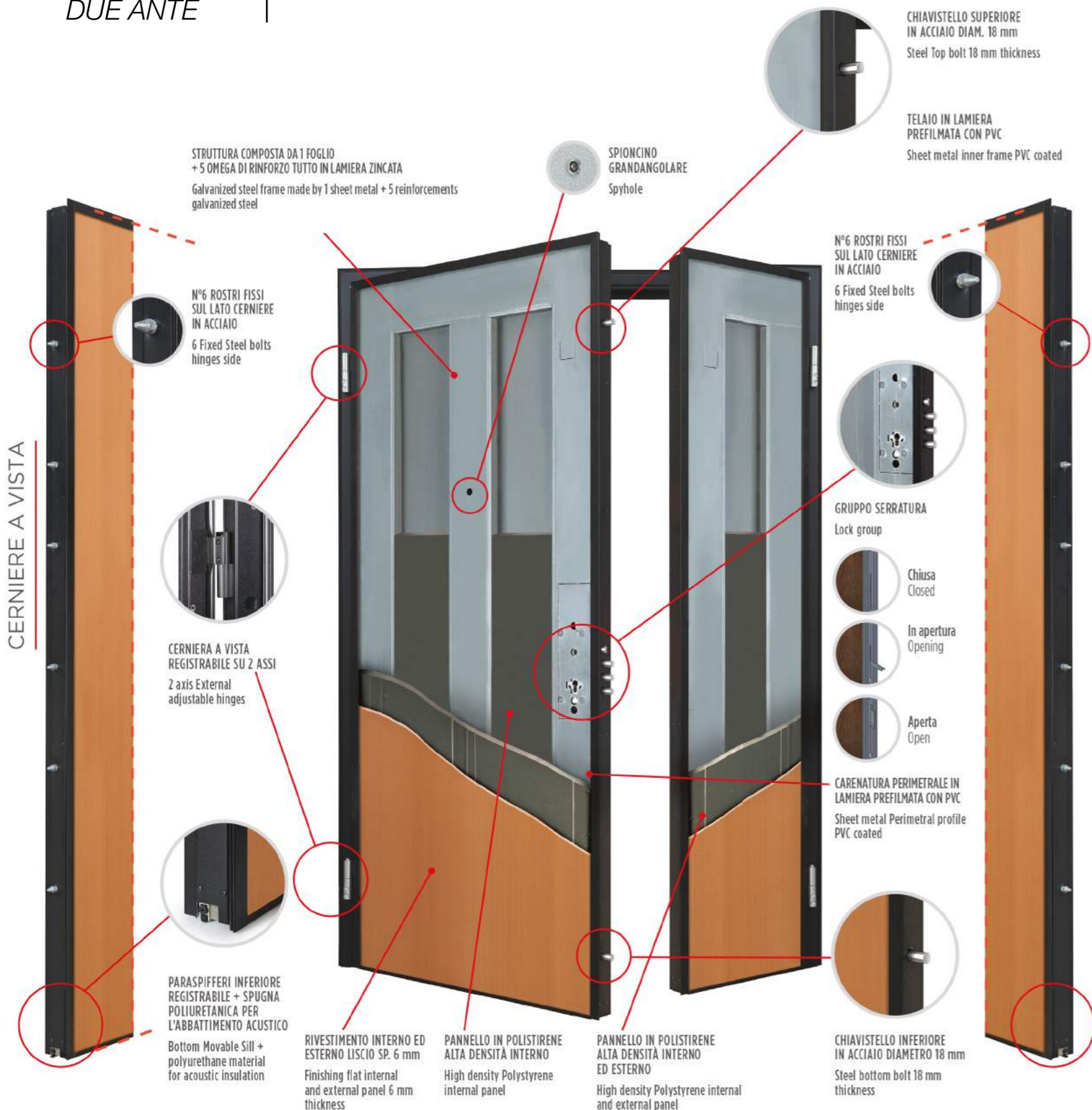


MANIGLIONI
Fixed handle



COLLEZIONE
BASIC
DUE ANTE

CLASSE 3 di antieffrazione UNI-EN 1627 / Anti Burglary
TRASMITTANZA TERMICA - 1,4 W/(m2.K) / Thermic conduction
ABBATTIMENTO ACUSTICO - 36 dB / Acoustic performance



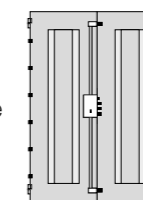
VERSIONI

Versions

2A SPECIAL C



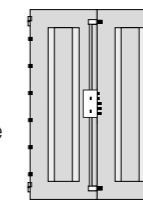
CILINDRO EUROPEO
European Cylinder profile



2A SPECIAL CS



CILINDRO EUROPEO + CILINDRO DI SERVIZIO
European Cylinder profile + Service cylinder



REALIZZABILE CON CERNIERE A SCOMPARSA



SISTEMA BREVETTATO
Registered patented system

CERNIERA A SCOMPARSA ABSOLUTE
ABSOLUTE invisible hinge

MISURE STANDARD
Standard Measures

Larghezza asimmetrica / Asymmetrical width

cm 80 - 85 - 90 + cm 30 - 35 - 40

Larghezza simmetrica / Symmetrical width

cm 50 - 60 - 65 + cm 50 - 60 - 65

Altezza / Height
cm 210 - 200

FUORI MISURA REALIZZABILI
Possible out of standard

Larghezza / Width
da cm 50 a cm 110
from 50 cm to 110 cm

Altezza / Height
da cm 180 a cm 250
from 180 cm to 250 cm

MANIGLIERIA DI SERIE

Standard Handles

ALLUMINIO BRONZATO
Bronze aluminium




ARGENTO
Silver




MANIGLIERIA OPTIONAL

Optional handles


OTTONE
Brass




CROMO SATINATO
Matt chrome



CROMO LUCIDO
Bright chrome



CROMO SATINATO
Matt chrome



MANIGLIONI
Fixed handle



FIRE 30

OMOLOGATA TAGLIA FUOCO EI2-30 secondo
la norma EN 1634-1 / Certified Fireproof EI2-30

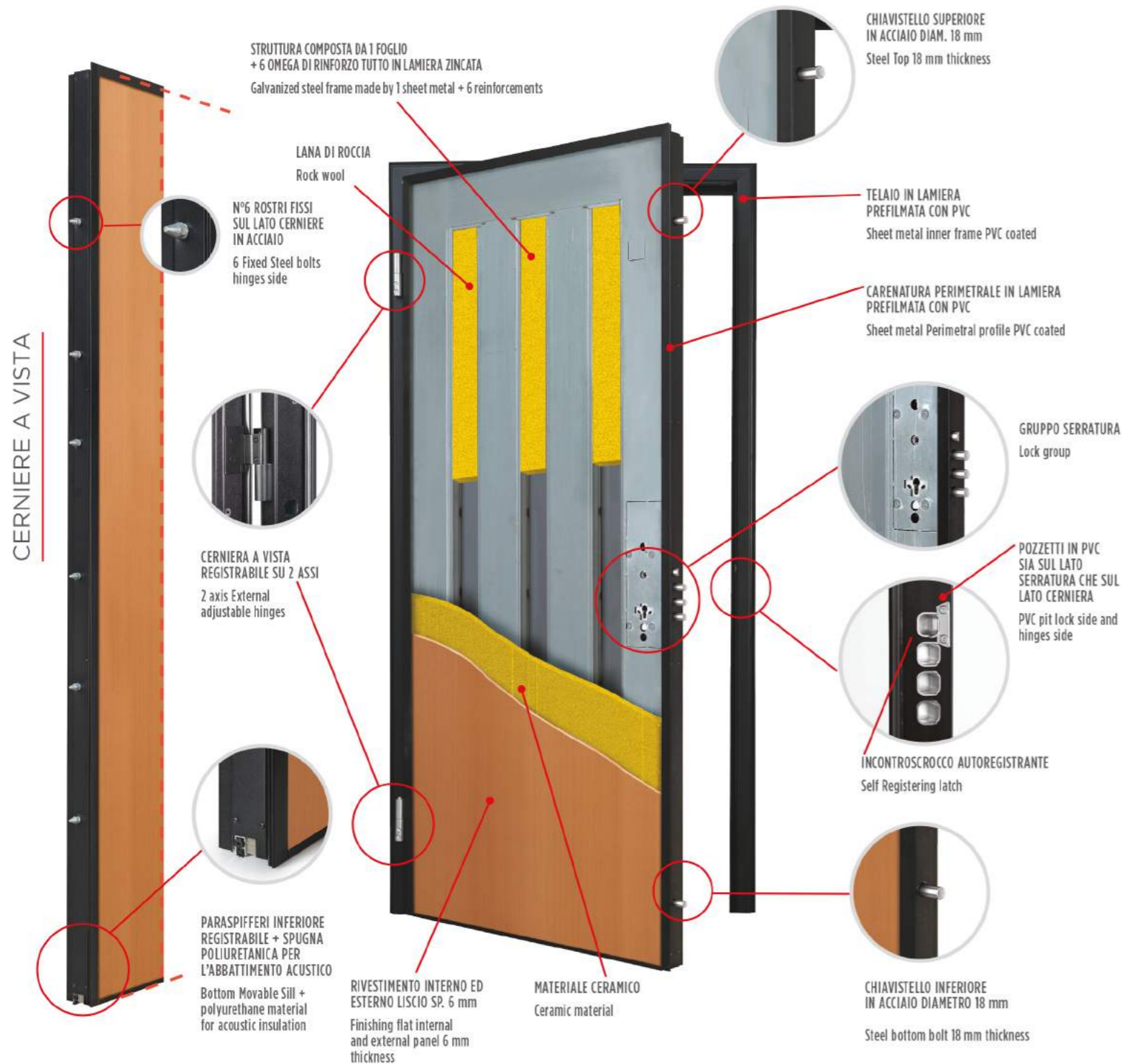
TRASMITTANZA TERMICA - 2,0 W/(m2.K)
Thermic conduction

ABBATTIMENTO ACUSTICO - 42 dB
Acoustic performance

FIRE 30



CILINDRO
EUROPEO
European
Cylinder profile



FIRE 60

OMOLOGATA TAGLIA FUOCO EI2-60 secondo
la norma EN 1634-1 / Certified Fireproof EI2-60

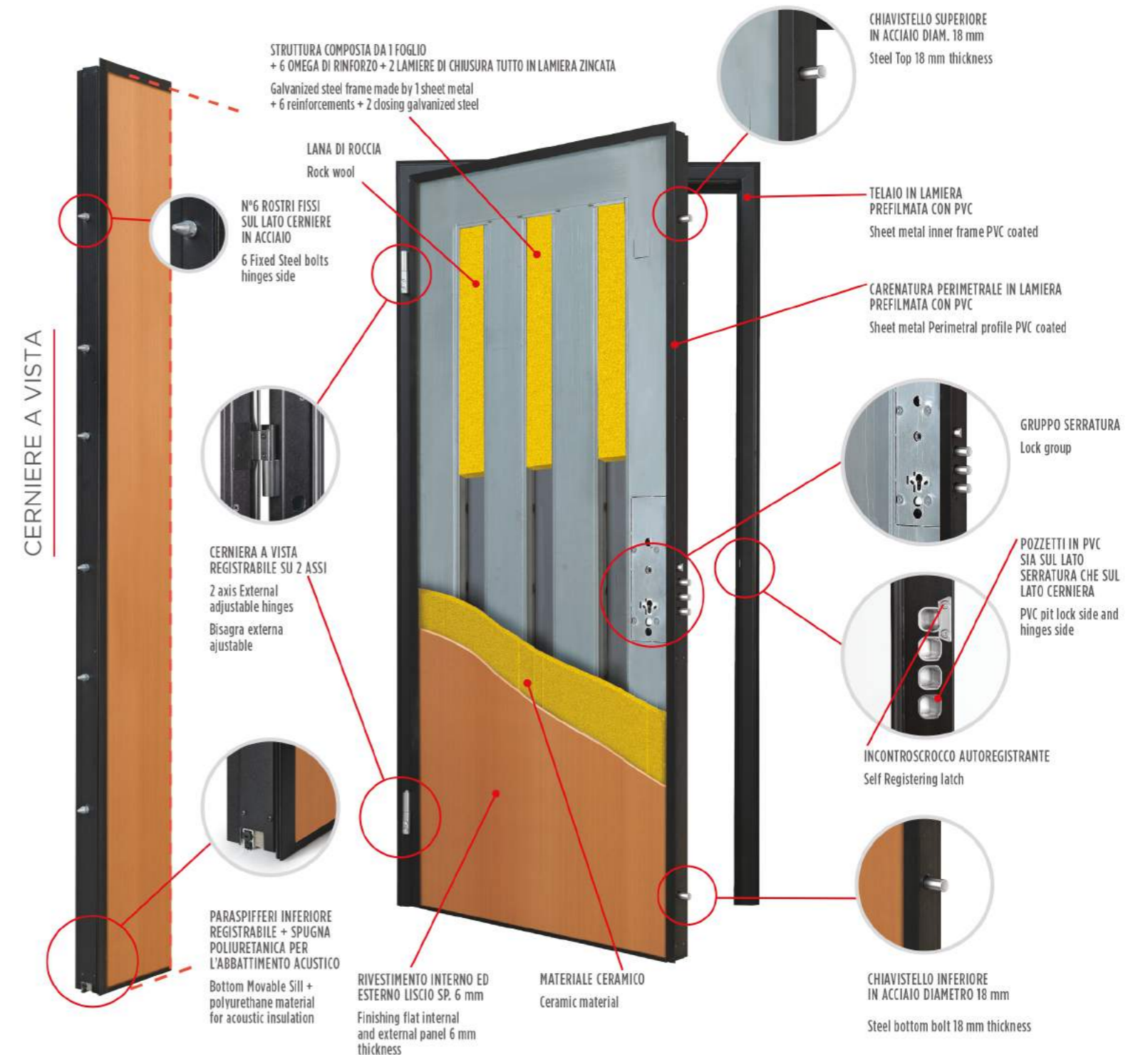
TRASMITTANZA TERMICA - 2,0 W/(m2.K)
Thermic conduction

ABBATTIMENTO ACUSTICO - 40 dB
Acoustic performance

FIRE 60



CILINDRO
EUROPEO
European
Cylinder profile



FIRE 90

OMOLOGATA TAGLIA FUOCO EI2-90 secondo la norma EN 1634-1 / Certified Fireproof EI2-90

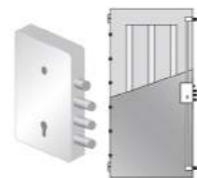
TRASMITTANZA TERMICA - 2,0 W/(m2.K)

Thermic conduction

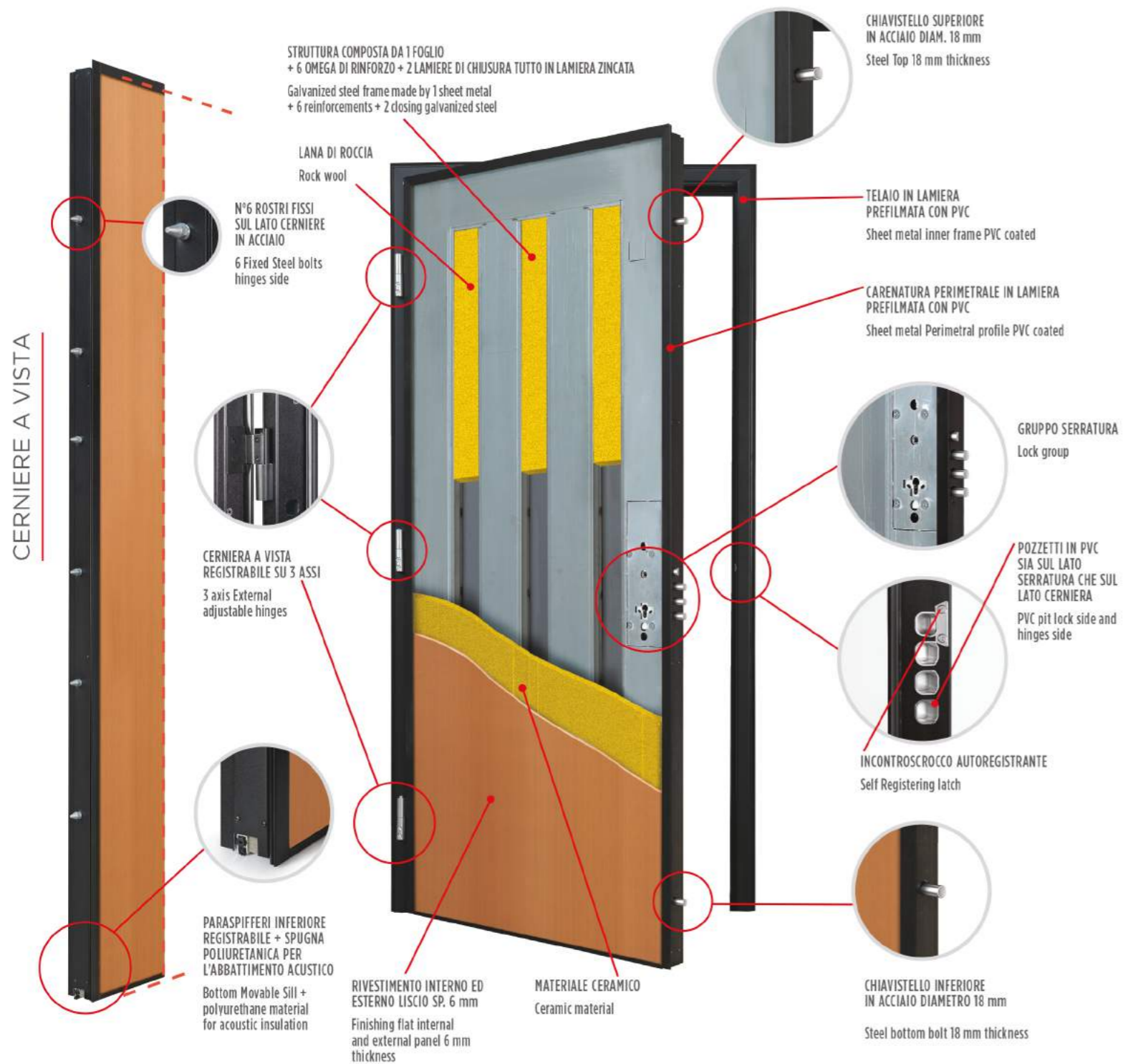
ABBATTIMENTO ACUSTICO - 42 dB

Acoustic performance

FIRE 90



CILINDRO EUROPEO
European
Cylinder profile



VERSIONI

Versions

PUÒ MONTARE LA SERRATURA MOTORIZZATA CON O SENZA FUNZIONE ANTIPANICO PUÒ MONTARE LA SERRATURA ELETTRICA (SOLO SCROCCO MOVIMENTATO)

It can install motorized lock (with or without panic lock)
It can install electric lock (only with moved latch)

MISURE STANDARD

VALIDE PER I MODELLI FIRE 30-60-90
Standard Measures

Larghezza / Width
cm 80 - 85 - 90
Altezza / Height
cm 210 - 200

FUORI MISURA REALIZZABILI

VALIDE PER I MODELLI FIRE 30-60-90
Possible out of standard

Larghezza / Width
da cm 80 a cm 103
from 80 cm to 103 cm

Altezza / Height
da cm 190 a cm 230
from 190 cm to 230 cm

Area fino a / Area up to: 2.16 m2


MANIGLIERIA DI SERIE

Standard Handles

ALLUMINIO BRONZATO
Bronze aluminium




ARGENTO
Silver




MANIGLIERIA OPTIONAL

Optional handles

OTTONE
Brass




CROMO SATINATO
Matt chrome




CROMO LUCIDO
Bright chrome



CROMO SATINATO
Matt chrome



MANIGLIONI
Fixed handle



/


PANNELLI

/

PANNELLI **IMPIALLACCIATI**



spessore 6 mm



TANGANICA CHIARO
Light tanganyika



TANGANICA MEDIO
Medium tanganyika



TANGANICA SCURO
Dark tanganyika



CILIEGIO MEDIO
Cherry



TANGANICA CILIEGGIATO
Cherry tanganyika



MOGANO CHIARO
Light mahogany



MOGANO MEDIO
Medium mahogany



MOGANO SCURO
Dark mahogany



CASTAGNO
Chestnut



NOCE NAZIONALE
Italian walnut



ROVERE GRIGIO ORIZZONTALE P
Grey horizontal oak



ROVERE ORIZZONTALE SBIANCATO P
Bleached horizontal oak



ROVERE WENGÉ ORIZZONTALE P
Wengé horizontal oak



ROVERE MIELATO ORIZZONTALE P
Honey horizontal oak




ROVERE MIELATO VERTICALE
Honey vertical oak

PANNELLI LAMINATI



spessore 6 mm



ROVERE WENGÉ L ORIZZONTALE



ROVERE SBIANCATO L ORIZZONTALE



TANGANICA CHIARO L



TANGANICA SCURO L



NOCE BIONDO C



NOCE NAZIONALE C




FAGGIO L




CILIEGIO C



ROVERE L



RAL 9016 L



BIANCO CARENA



RAL 9010 L




RAL 1013

PANNELLI LAMINATI **APTICA / MIMETIKA**



spessore 6 mm




APTICA fa44



APTICA fa47



APTICA ik90



APTICA ik48 / CAFFE'



APTICA ik84 / SABBIA



APTICA ig69 / DUNE



APTICA lt18 / LIQUIRIZIA



APTICA ik55

PANNELLO IN LEGNO PANTOGRAFATO



spessore 15 mm



APTICA Im98



APTICA Ik10



APTICA Im92



ROVERE GRIGIO



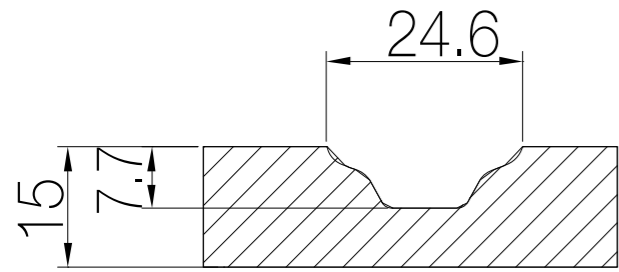
WH84

FRASSINO BIANCO




LM96 / RISO





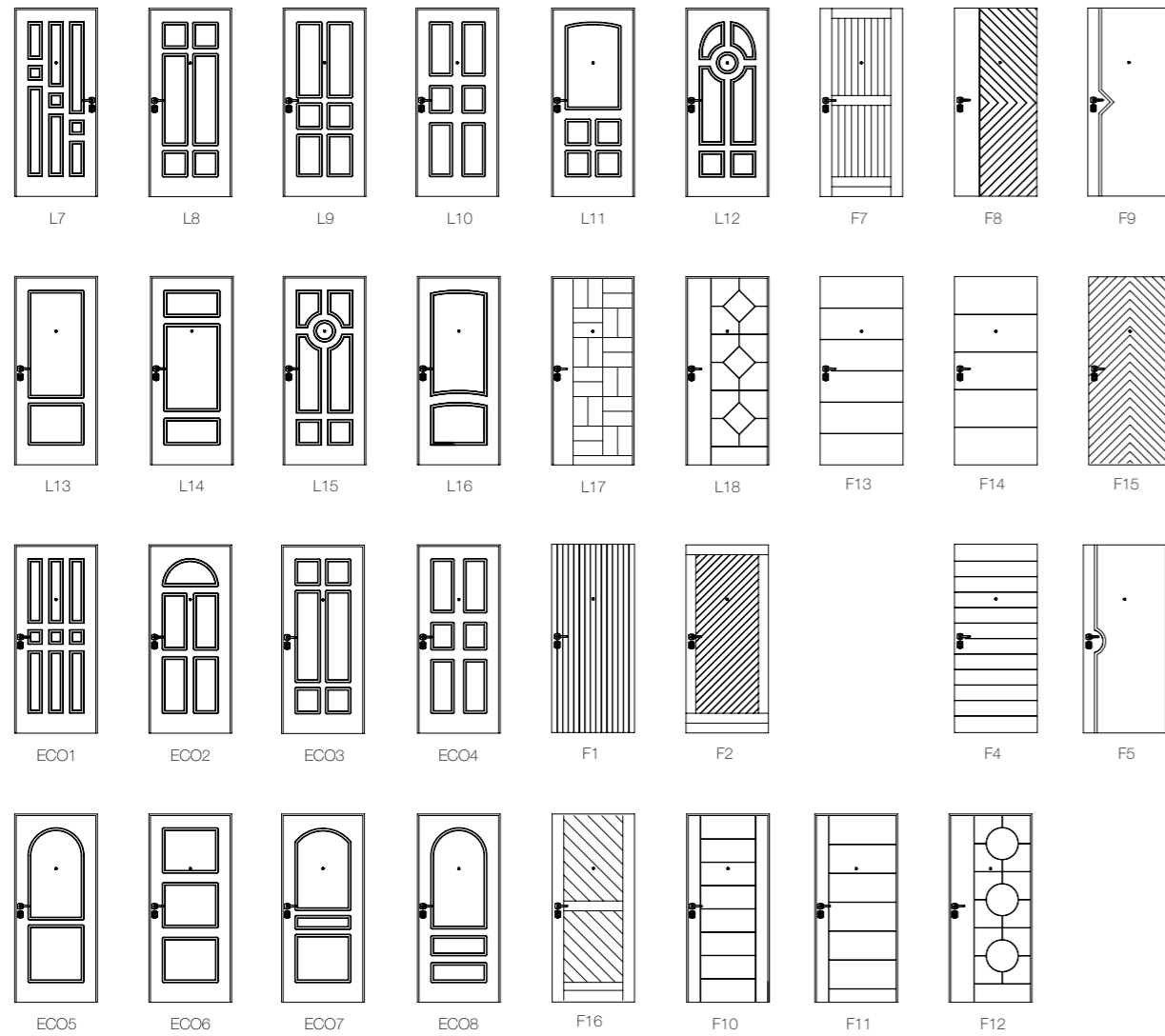
PANTOGRAFATI

disegni tecnici





PANNELLI DI ALLUMINIO

verniciatura a fuoco supportati con MDF IDROFUGO



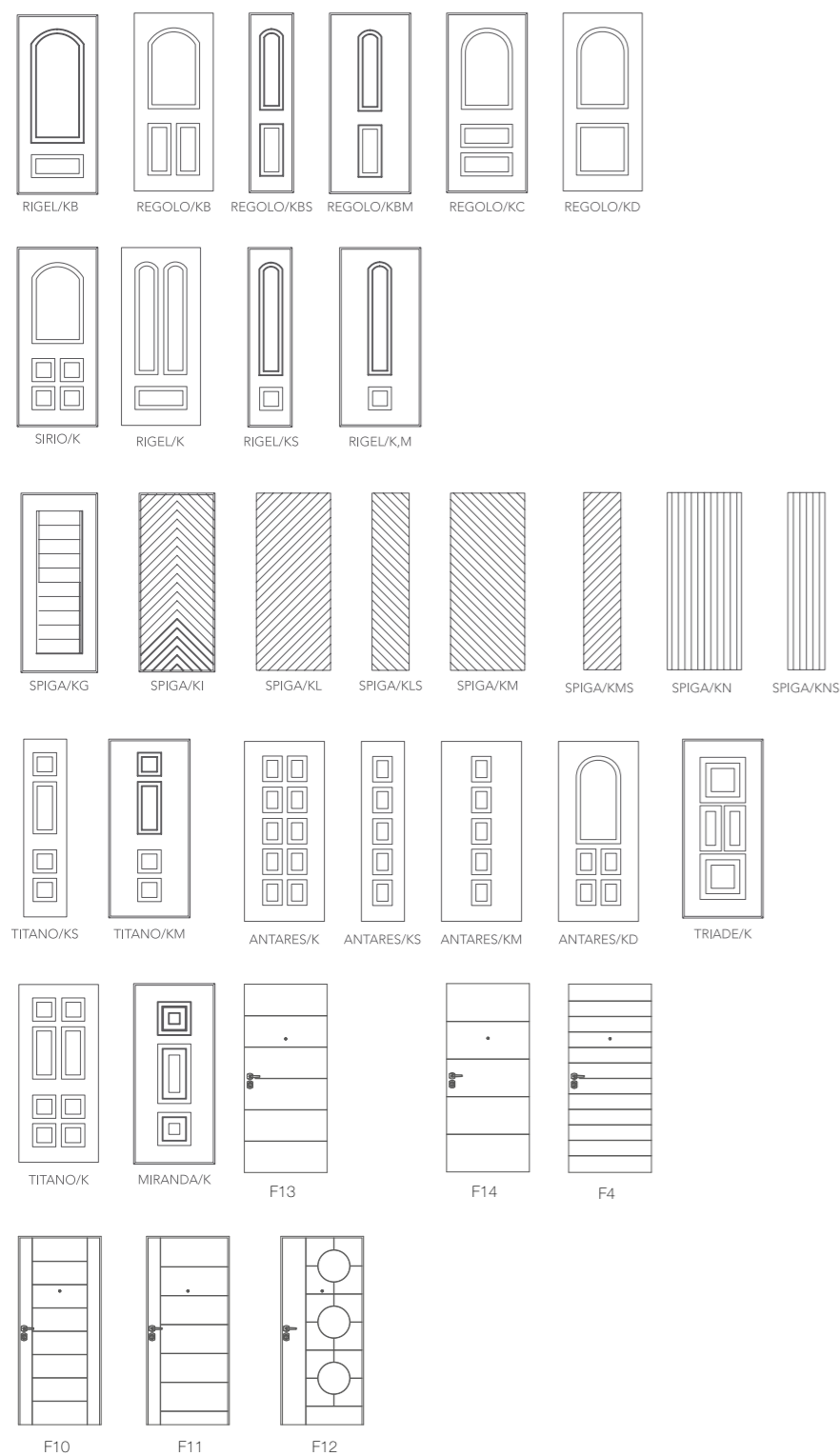
ALLUMINIO

disegni tecnici



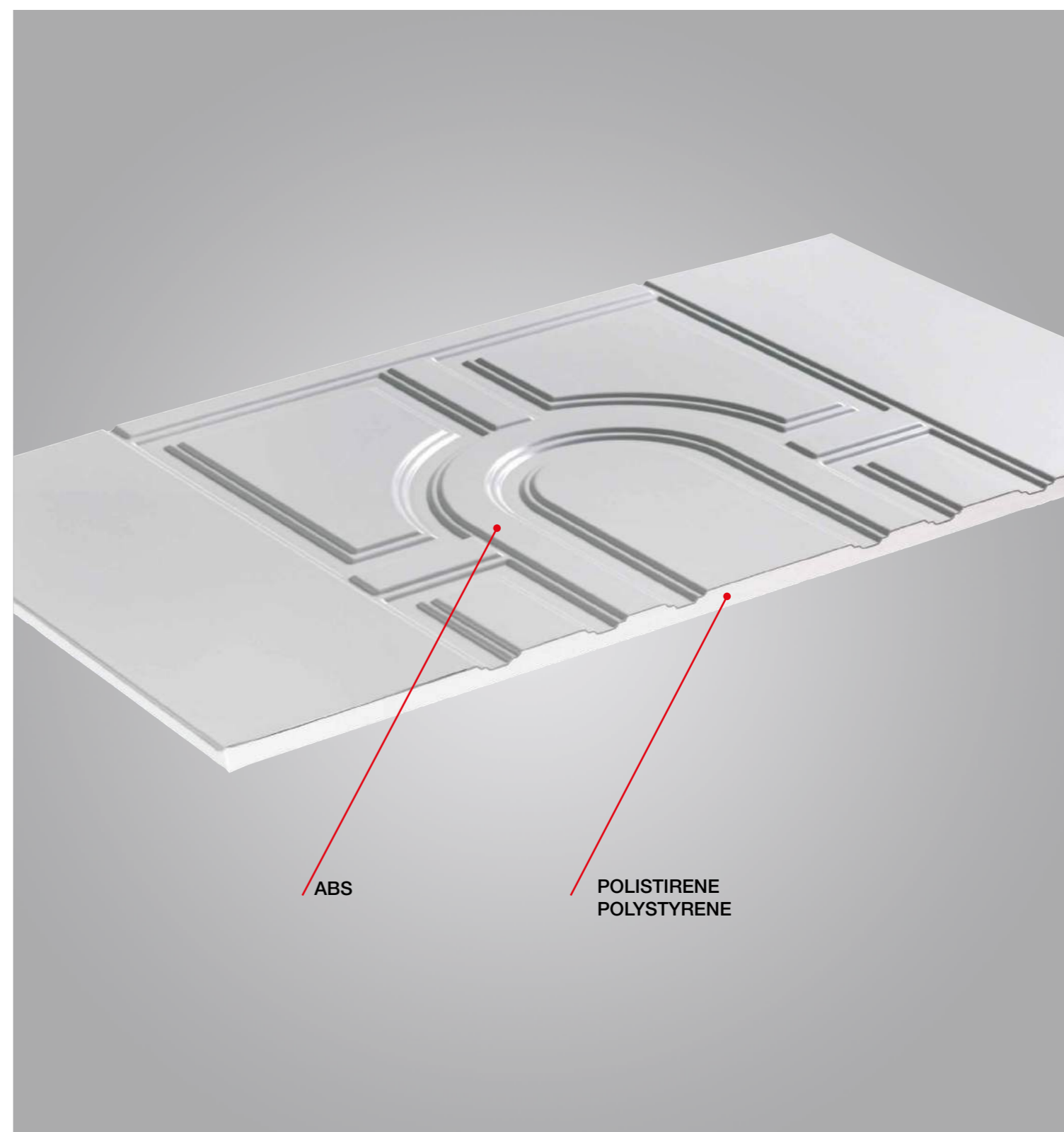
ALLUMINIO

disegni tecnici



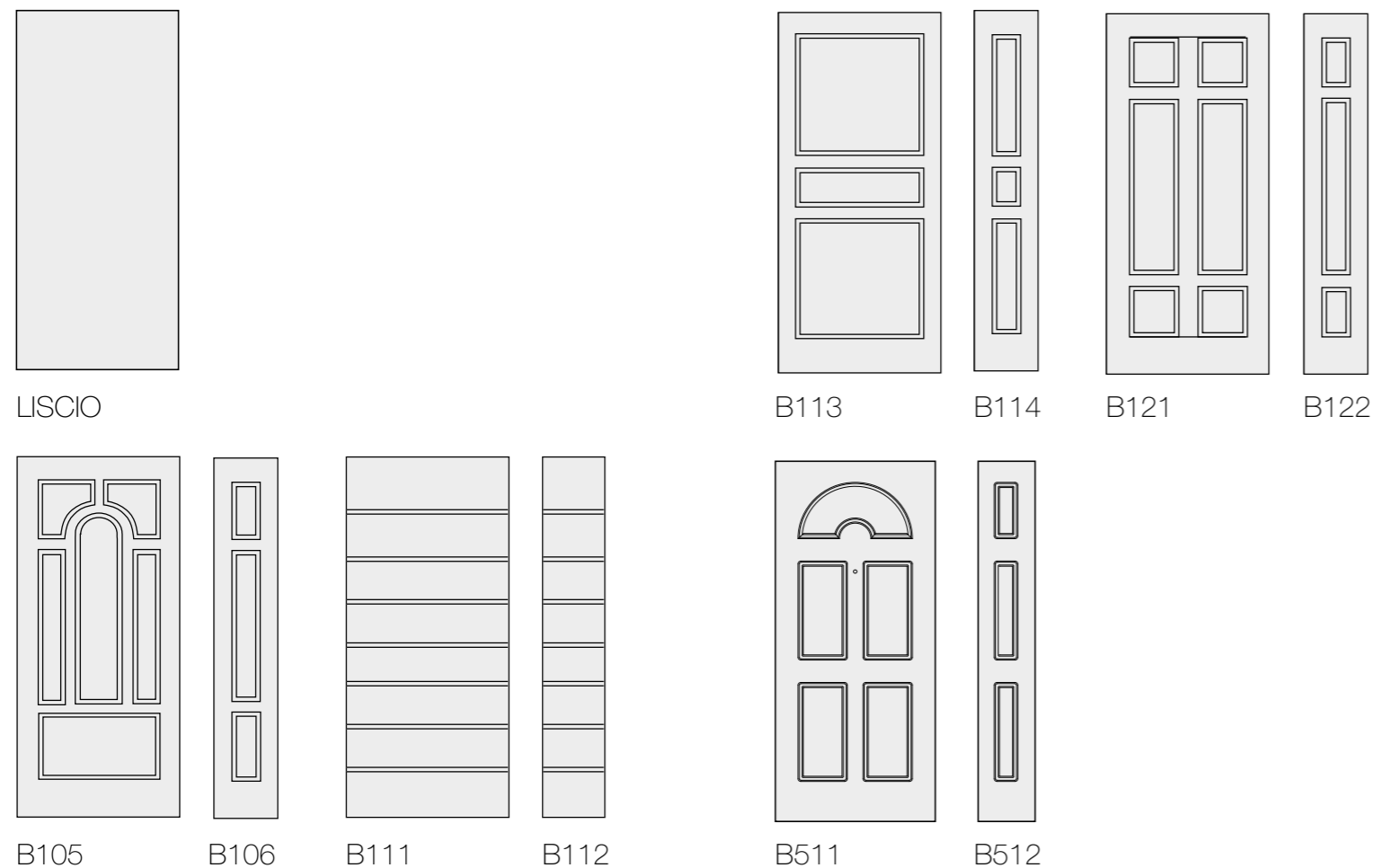
PANNELLI IN **ABS LACCATI**

e supportati con polistirene espanso



DESIGN E MASSIMA PERFORMANCE ISOLANTE.
 CON IL RIVESTIMENTO NAUTILUS LA TRASMITTANZA
 TERMICA SI ABBASSA FINO A UN VALORE DI 1,0 W/M² K


Design and top performance, Nautilus panel grants
 a reduction of the thermic trasmittance till a value of 1,0 W/M² K



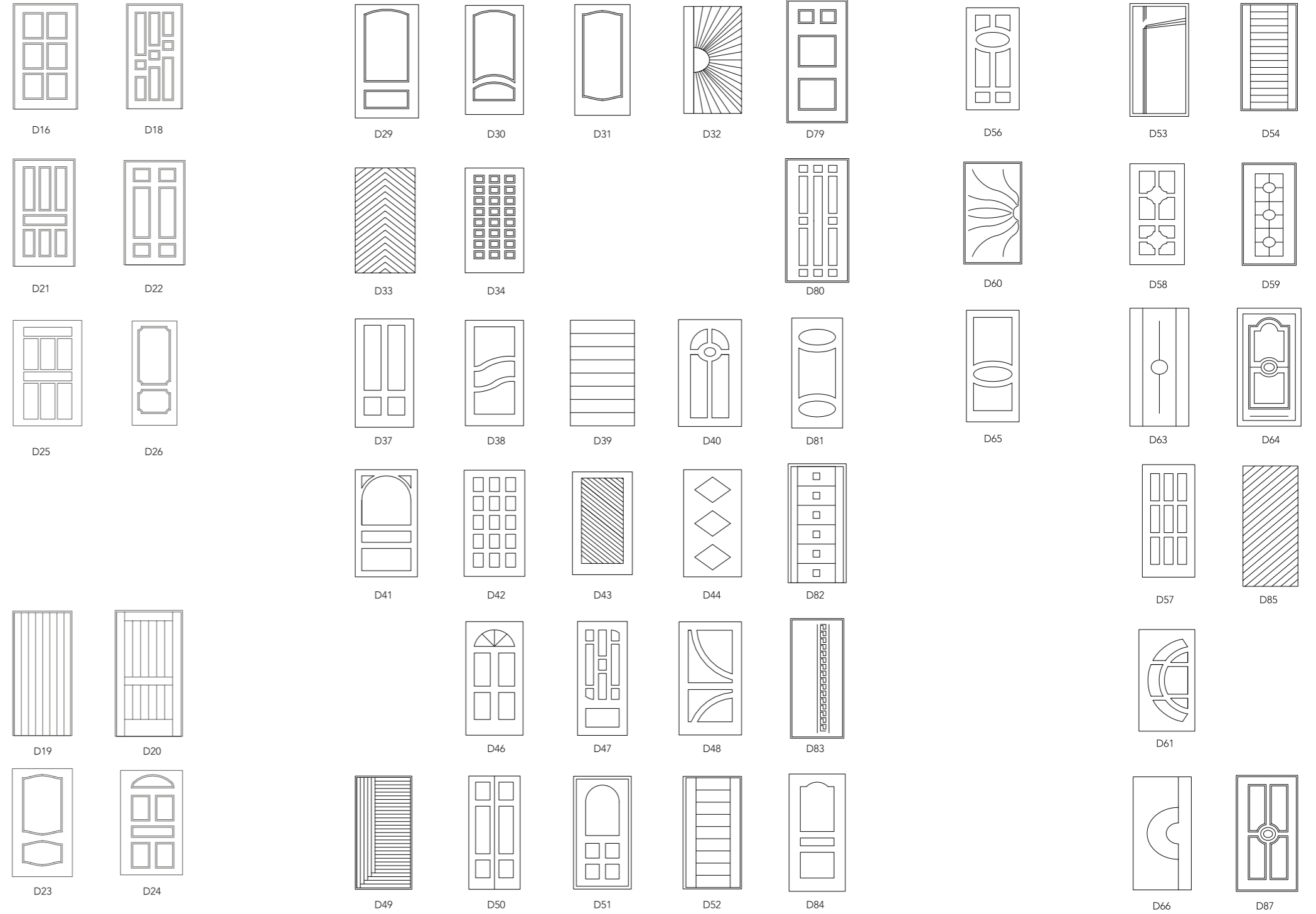
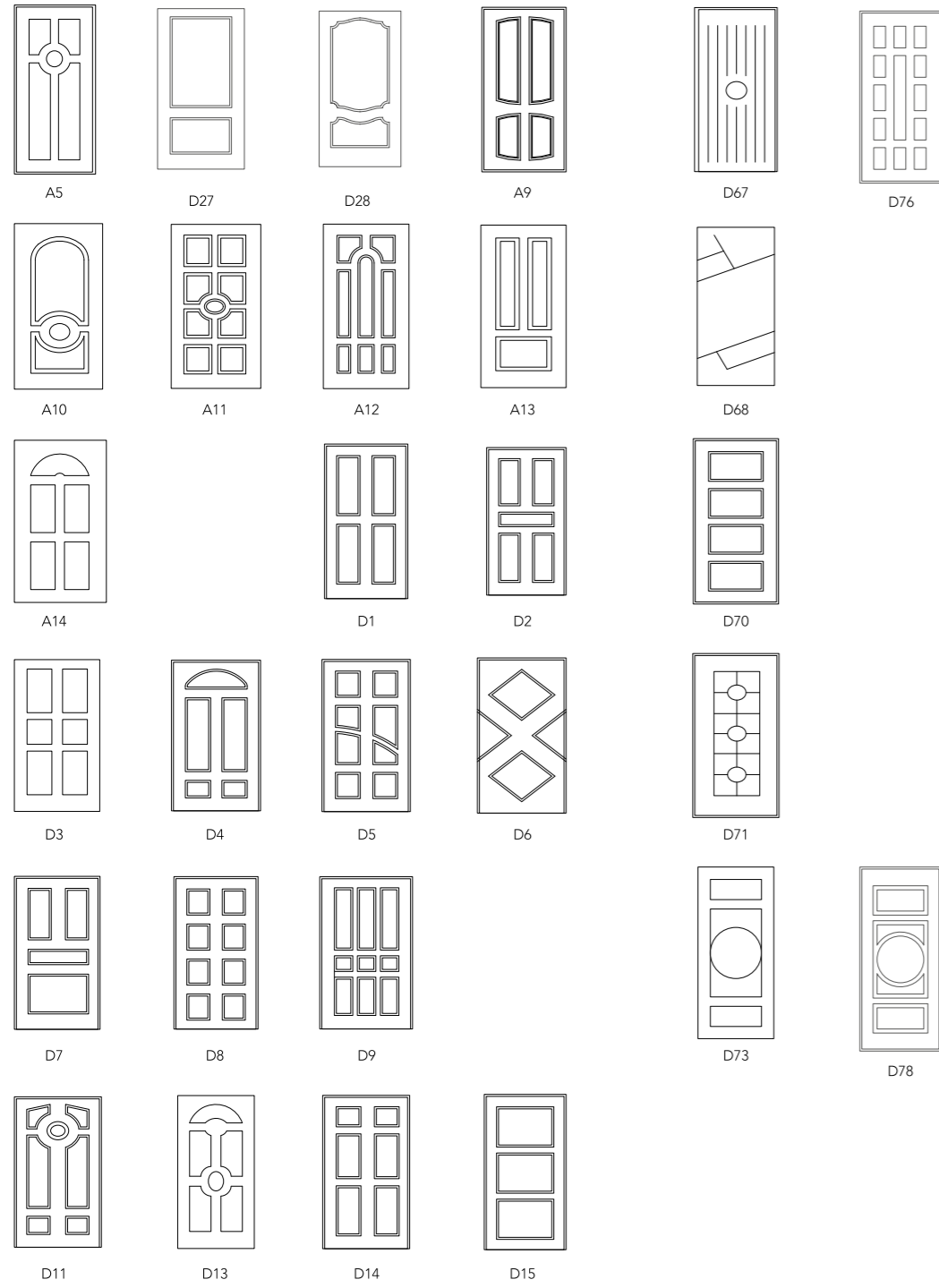
PVC PANNELLI PANTOGRAFATI



spessore 12 mm (16 mm con specchiature)



PVC
disegni tecnici



FINITURA PANNELLI PVC



F 436-3086
Sheffield Oak grey



F 436-5014
Blattgruen



F 436-5021
Tanngruen



F 436-5036
Lichgrau



F 436-5049
Silbergrau



F 436-1012
Alux anthrazit



F 436-1013
Alux silbergrau




F 436-2001
Macoree




F 436-2007
Montana Eiche tabak



F 436-2022
Anegrè goldbraun



F 436-6003
Anthrazitgrau SFTN matt



F 436-5003
Anthrazitgrau



F 436-6010
Schwarbraun SFTN matt



F 436-6021
Tannengruen sftn matt



F 436-6039
Silicia SFTN matt



F 436-2035
Staufereiche terra



F 436-2036
Staufereiche kolonial




F 436-2060
Sipo



F 436-3031
birke rosè



F 436-3041
Noce Sorrento natur



F 436-6047
SFTN matt



F 456-3081
Sheffield Oak light



F 456-5057
Brillant weiss



F 465-5015
Beige



F 436-5013
Rubinrot



F 436-3042
Noce Sorrent balsamico



F 436-3043
Chery amaretto



F 436-3058
Walnut amaretto



F 436-3059
Walnuss terra



F 436-3077
Newcastle Oak khaki

I colori e le essenze dei pannelli riprodotti su questo catalogo sono indicativi e in nessun modo vincolanti per ERMETIKA
The colors and the essence of the panels that have been reproduced in this catalogue are indicative and they are in no way an obligation for Ermetika


LINEA ÉLITE



ARDESIA




LINEA ÉLITE




135 E



154 E



MILANO RAL 7037 CON INSERTI INOX



KRIMAS GRAFEMA



TETI



PECHINO ral 7006



KRIMAS EBE 1



101 P

LINEA ÉLITE



ATOMO



ALAN



K8A - BLUE



CARDO FRAME

LE PORTE BLINDATE



ONDA



SIMPLEX ALL



HAZARD INOX



DELO

SPECIAL **C**

/
CERNIERE A SCOMPARSA

/
PANNELLO: **ARMONIE**

/
TELAIO E PROFILO ANTA NERO

/
MANIGLIA: **QUADRA H4**



SPECIAL **C** / CERNIERE A SCOMPARSA / PANNELLO: **ROVERE GRIGIO** /
TELAIO E PROFILO ANTA ALLUMINIO / MANIGLIA: **QUADRA H4**



SPECIAL **C** / CERNIERE A SCOMPARSA / PANNELLO: **FILO** /
TELAIO E PROFILO ANTA ALLUMINIO / MANIGLIA: **QUADRA H4**



C 98

/

CERNIERE A SCOMPARSA

/

PANNELLO:

FRASSINO BIANCO

/

TELAIO E PROFILO ANTA
ALLUMINIO

/

MANIGLIA: **QUADRA H4**



C 98 / CERNIERE A SCOMPARSA / PANNELLO: RISO /
TELAIO E PROFILO ANTA ALLUMINIO / MANIGLIA: **QUADRA H4**



C 98 / CERNIERE A SCOMPARSA / PANNELLO: K8A /
TELAIO E PROFILO ANTA ALLUMINIO / MANIGLIA: **QUADRA H4**



SOLID **C**



PANNELLO: **TETI**



CERNIERE A VISTA



*TELAIO E PROFILO ANTA
ALLUMINIO*



*MANIGLIA: **QUADRA H4***



**C 98 / CERNIERE A VISTA / PANNELLO: LK48 / TELAIO E PROFILO ANTA ALLUMINIO /
MANIGLIA: QUADRA H4**



**C 98 / PANNELLO: GIOVE / TELAIO E PROFILO ANTA ALLUMINIO /
MANIGLIA: QUADRA H4**



SPECIAL C 2A

/
CERNIERE A SCOMPARSA


/
*PANNELLO: **WH84***

/
*TELAIO E PROFILO ANTA
ALLUMINIO*

/
*MANIGLIA: **QUADRA H4***



2A SPECIAL C / PANNELLO: OKOUME CHIARO D39 / MANIGLIONE DA 46 CM



2A SPECIAL C / PANNELLO: MDF LACCATO D39 / MANIGLIA: QUADRA H4



SVETRATE

/

VETRO SATINATO

/

PANNELLO: **VELA - OKOUME**
TINTO NOCE MEDIO

/

MANIGLIA: **QUADRA H4**



**C 98 / CERNIERE A SCOMPARSA / PANNELLO: VELA LACCATO BIANCO /
VETRO SATINATO / TELAIO E PROFILO ANTA ALLUMINIO / MANIGLIA: QUADRA H4**



**SPECIAL C / CERNIERE A SCOMPARSA / PANNELLO: RAL 3000 /
TELAIO E PROFILO ANTA NERO / MANIGLIA: QUADRA H4**



FILOMURO SPECIAL C

/
SERRATURA:
MOTORIZZATA EASY

/
MANIGLIA: **QUADRA H4**





SOLUZIONI SPECIALI

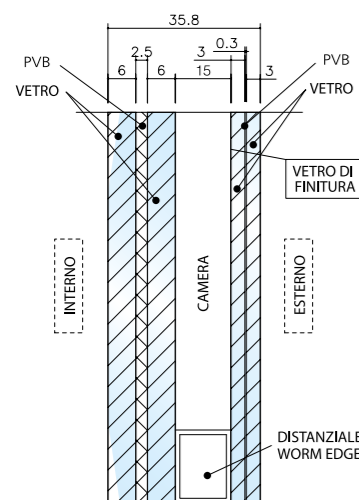
/

FINISTRATURA / Glazing

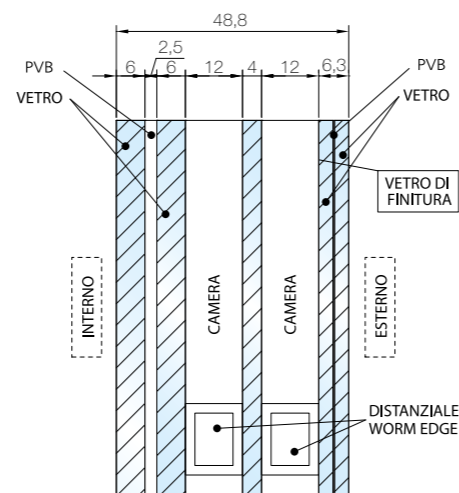
PER TUTTI I MODELLI ESCLUSI / For all models except

FIRE 30 - FIRE 60 - FIRE 90

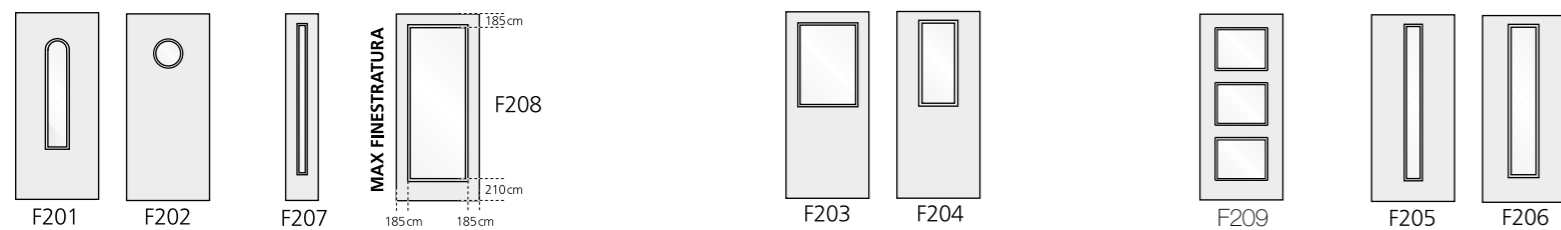
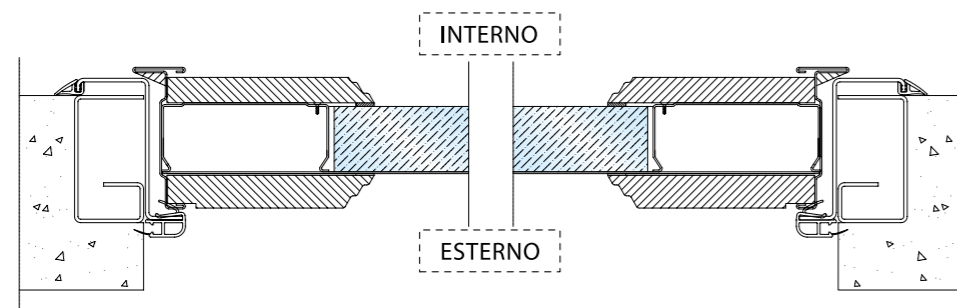
Stratobel 66.6 basso emissivo magnetronico
 12 mm Argon 90% - 4 mm Planibel clear
 12 mm Argon 90% - Stratobel 33.1 trasparente



vetrocamera standard
 per ante finestrate / sopra luce / fissi vetrati



vetrocamera in opzione
 per ante finestrate



SOPRALUCE E FIANCHILUCE

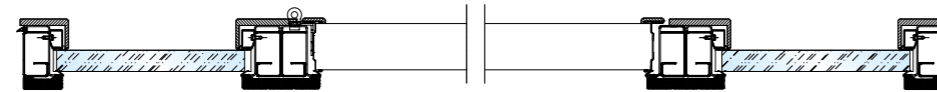
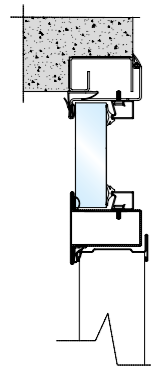
glass transom and side glass



SEZIONE ORIZZONTALE ANTA CON DUE FIANCHI LUCE
Horizontal section of a leaf with two side glasses

ERMETIKA PRODUCE CON LA CURA ARTIGIANALE DI UN ATELIER, PORTE FINESTRATE E CON SOPRALUCE A MISURA, RIVESTITE ALL'INTERNO DA LEGNO MASSICCIO
Glass doors and on demand transom glass, with internal solid wood panel produced with a craftsman care.

SEZIONE VERTICALE ANTA CON SOPRALUCE
Vertical section of transom glass leaf

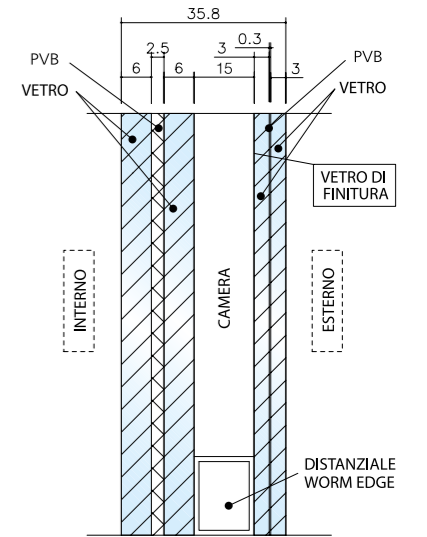


SEZIONE ORIZZONTALE ANTA CON DUE FIANCHI LUCE COMPLETA DEL KIT ATELIER PER INTERNO
Horizontal section of the leaf with 2 side glass including Atelier Kit for inside


SOPRALUCE / glass transom

VASISTAS CON APERTURA MECCANICA O MOTORIZZATA. IL MOTORE È INTEGRATO, A SCOMPARSA, NEL TELAIO.

Mechanical or motorized opening wasisdas, the engine is hidden and integrated in the frame.



Stratobel 66.6 basso emissivo magnetronico
15 mm Argon 90%
Stratobel 33.1 trasparente



SERRATURA MOTORIZZATA / Motorized lock



LATO ESTERNO
external side



LATO INTERNO
internal side



EASY

E' LA SERRATURA DI FASCIA INTER MEDIA DI ERMETIKA. OLTRE A POSSEDERE TUTTE LE CARATTERISTICHE PROPRIE DELLA ENTER, QUINDI A ESSERE GOVERNATA DA UN SISTEMA ELETTRONICO AUTOMATICO CHE PERMETTE DI FARE A MENO DELLA CHIAVE TRADIZIONALE (PUR SEMPRE UTILIZZABILE), PREVEDE UNA TASTIERA ESTERNA CHE FUNGE ANCHE DA RICEVITORE PER IL TRANSPONDER, QUINDI CONSENTE L'APERTURA TRAMITE BADGE. CON EASY È INOLTRE POSSIBILE CONFIGURARE 5 MODALITÀ DI PROGRAMMAZIONE DIVERSE. PUÒ ESSERE ALIMENTATA TRAMITE BATTERIA O PASSACAVO COLLEGATO ALL'IMPIANTO ELETTRICO E MONTARE UNA MANIGLIA PASSANTE PIUTTOSTO CHE UN POMOLO FISSO ESTERNO.

It belongs to the intermediate category of locks by ERMETIKA. This lock has got not only all the characteristics of the "Enter" model, but also an automatic electronic system that allows you to do without the traditional key (that in any case can be used). It is provided with an external keyboard that works also as receiver for the transponder and that allows to open the door with the card. This lock allows you to configure 5 different programs. The lock can be power supplied by batteries or wired to the home electric board. Besides, this lock allows to install a moving handle (both external and internal side) but also an external fixed knob.



OPTIONAL
LETTORE BIOMETRICO
biometric reader

FINITURA TELAI E PROFILI PERIMETRALI

Frames finishing and perimetral profiles

È POSSIBILE SCEGLIERE LA FINITURA DEL TELAIO E DEL PROFILO PERIMETRALE DELLA PORTA FRA I SEGUENTI COLORI :
it is possible to choose the frame finishings and perimetral profiles among the following colours:

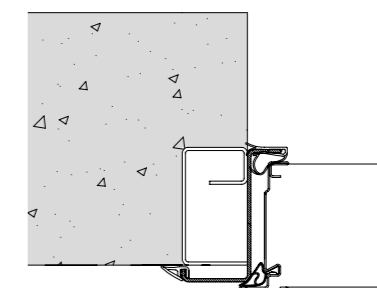


NOVITA'

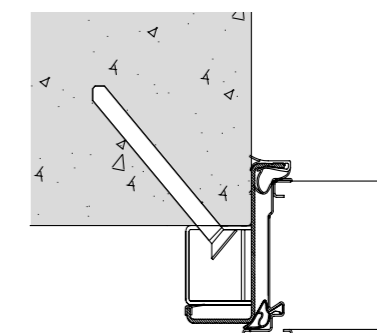
CONTROTELAIO Secondary frames

ERMETIKA HA UN CONTROTELAIO STANDARD CHE UNA VOLTA MURATO A REGOLA D'ARTE PUÒ ACCOGLIERE TUTTE LE TIPOLOGIE DI PORTE, SIA QUELLE CON CERNIERA A VISTA CHE QUELLE CON CERNIERA A SCOMPARSA. TUTTA VIA È POSSIBILE PER ESIGENZE DI POSA, SCEGLIERE ALTRE TIPOLOGIE DI CONTROTELAIO QUI A FIANCO INDICATE.

ERMETIKA has a standard secondary frame that after being perfectly embedded in the wall can house any type of door, with external or invisible hinges. however, should the door installation require it, it is possible to choose further types of secondary frames as shown on the right.



CONTROTELAIO STANDARD
standard secondary frame

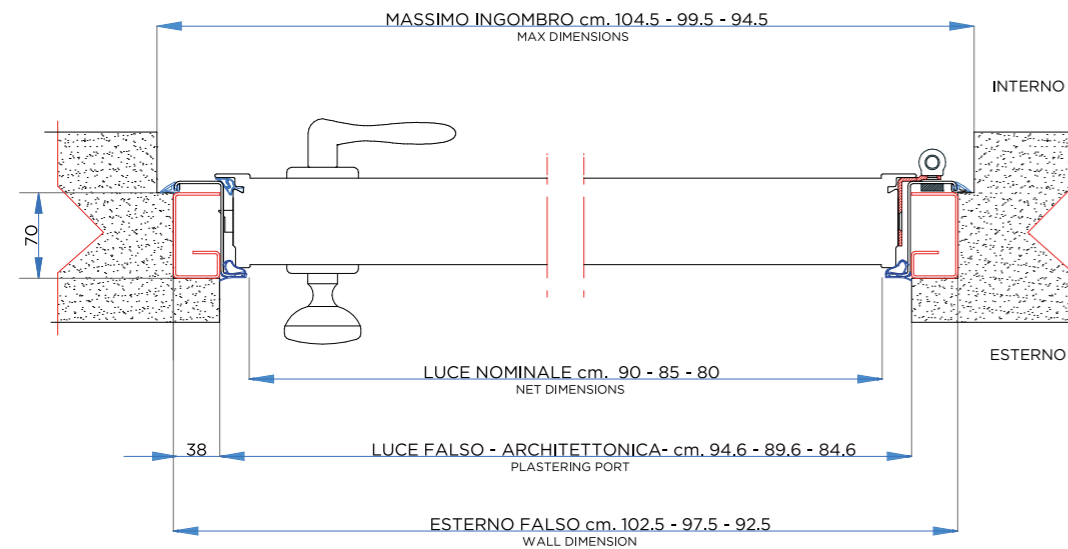
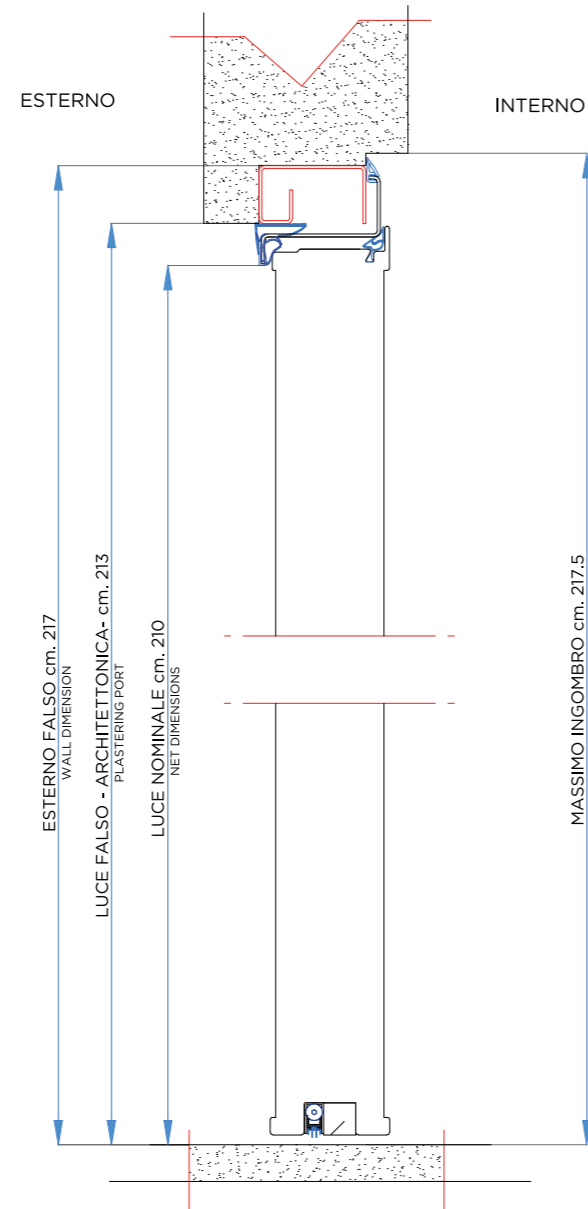
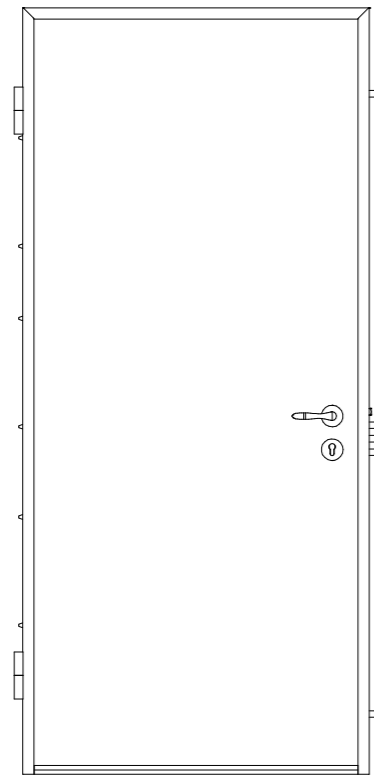


CONTROTELAIO FRANCESE
french secondary frame

INGOMBRI TECNICI

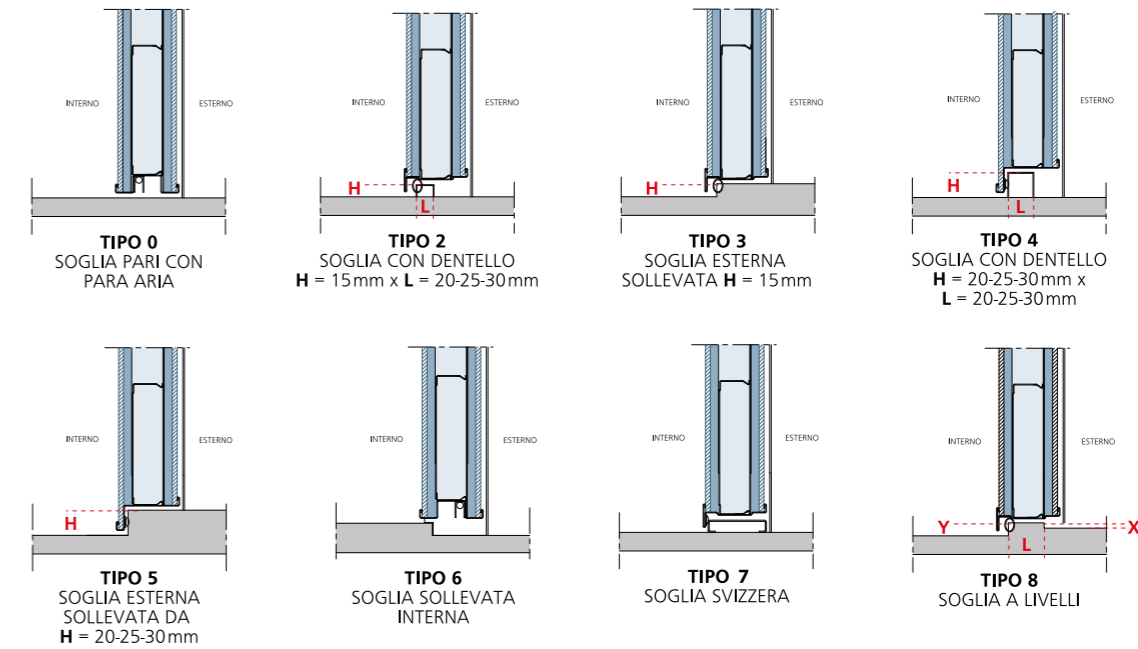
**BASIC
SECUR
SOLID
FIRE 30/60/90**

Technical sizes



BATTUTA A PAVIMENTO A SCELTA

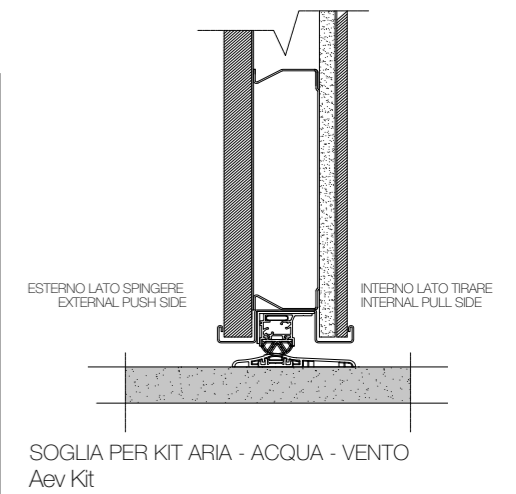
Bar floor



PRESTAZIONI AGGIUNTIVE AAV/dB Additional features AAV/dB

ERMETIKA PROPONE DUE NUOVE SOLUZIONI TECNICHE DALLE ALTE PRESTAZIONI, SIA PER LA PORTA BLINDATA DA ESTERNO CHE PER QUELLA DA CONDOMINIO; SONO APPLICABILI A TUTTI I MODELLI DELLA GAMMA AD ANTA SINGOLA.

ERMETIKA offers two new high technical performance solutions for both exterior and interior entry doors. These solutions can be fitted to all single-leaf door models.



Set di resistenza e tenuta ad ARIA - ACQUA - VENTO AEV Kit - Kit AAV

CARATTERISTICHE CERTIFICATE DEL SET:
Certified features:

	Metodo di prova Norma Test method	Classificazione Norma Rule classification	Classe Class
Permeabilità all'aria - Air resistance	EN 1026	EN 12207	4
Tenuta all'acqua - Water resistance	EN 1027	EN 12208	5A
Resistenza al carico del vento Wind resistance	EN 12211	EN 12210	C5

PER PORTE BLINDATE DA ESTERNO SOLO PER MODELLO **SPECIAL C** A UNA ANTA.
For security door for outside only for Steel model, one leaf.



Colori e modelli presentati in questo artefatto comunicativo sono puramente indicativi.

L'azienda si riserva il diritto di apportare variazioni tecniche di prodotto anche significative senza preavviso.

Si consiglia di verificare sempre in fase d'ordine caratteristiche tecniche e colori.

Per informazioni tecniche puntuali e aggiornate contattateci direttamente.

via **Sandro Pertini**, 14/16
43036 **FIDENZA** (PR)
tel: +39 0524 533111 - r.a.
fax: +39 0524 533102
commerciale@ermetika.net
w w w . p a r m a p o r t e . i t